

Technology

Through our commitment to quality and innovation, DEL MEDICAL continues to extend limits and maintain a leading role in the development of Healthcare products that better meets the needs and wants of global communities. It is our goal to exceed expectations by collaborating with our customers and partners to focus on advanced technologies and inspire enthusiasm with high-value-added products.

Experience

When you make the choice to partner with DEL MEDICAL, you join one of the most experienced medical imaging teams in the industry. For over 85 years we have been dedicated to providing customers with the highest quality products and services. We strive to improve work flow and create further efficiencies while enhancing your bottom line.

Support

DEL MEDICAL equipment products are serviced through local, trained professionals around the globe. In addition, we invest a lot of technical and human power to offer expert support assistance from a dedicated team. Located throughout North America the DEL MEDICAL Customer Assistance team is among the most knowledgeable in the industry and are ready to provide fast, courteous troubleshooting assistance.



XTRON IMAGING INC.

405 Britannia Rd E., Units 11-12
Mississauga, ON L4Z 3E6

T (905) 670-5051 **F** (905) 670-5053

E sales@xtronimaging.com

www.xtronimaging.com

DEL MEDICAL

OTC15^T

Digital Radiographic
Overhead Tube Crane System

with Synchronized Auto-Tracking



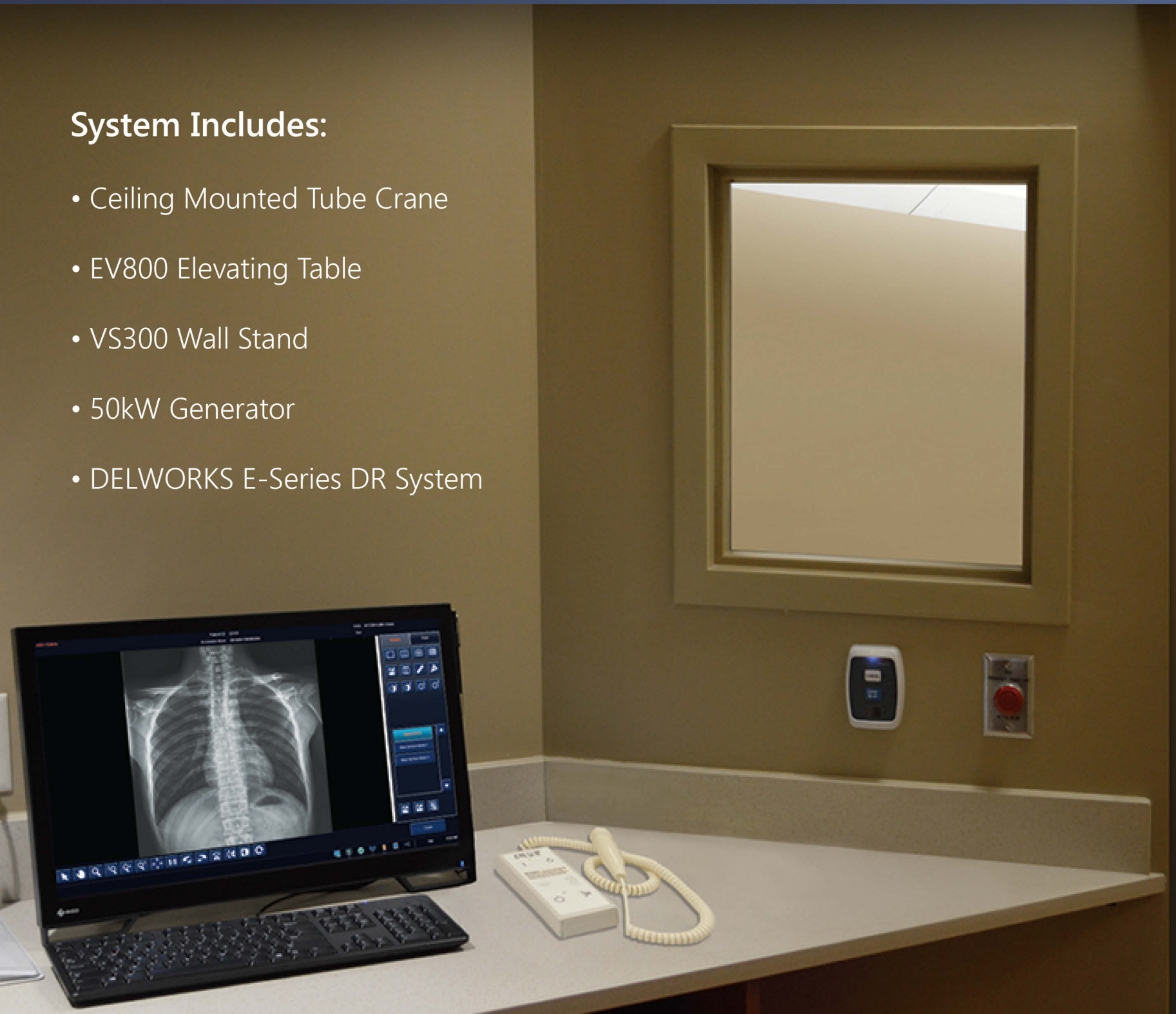
The Pinnacle of Form and Function

Versatile and intuitive, the OTC15-T System delivers enhanced patient comfort and optimized workflow. Precisely designed to withstand **high-volume throughput** in hospital radiology departments, medical imaging centers and large orthopedic facilities with the need to perform a broad range of radiographic studies. Its overhead horizontal and transverse tracks provide technologists with **limitless imaging** procedure capability, including cross-table laterals and other challenging views.

The system embraces operational efficiency through a **technologist-friendly** touch screen console, ergonomically designed user controls, auto-tracking to the image receptor, and an industry leading patient weight capacity of up to 800 lbs. Built to last, durable components **guarantee many years of continuous imaging satisfaction, along with peace of mind.**

System Includes:

- Ceiling Mounted Tube Crane
- EV800 Elevating Table
- VS300 Wall Stand
- 50kW Generator
- DELWORKS E-Series DR System



High
Throughput

Superior mobility

OTC15-T Tube Crane

The OTC15-T ceiling mounted tube crane highlights an advanced, technologist-friendly touchscreen console providing seamless operation of your radiographic system by displaying tube angulation and SID values. Color-coded movement identification buttons provide optimal precision when setting up views. Peaceful, effortless movements are controlled by an electromagnetic braking system enabling fast and secure readjustments of the tube head. Its five-tier telescoping column delivers exceptional vertical movement of 71" (180 cm), capable of performing complete head-to-toe radiographic procedures including upright weight bearing and recumbent table top exams.



Efficient Features



Auto-Tracking

Coordinated motorized movement along the tube crane's vertical axis permits effective alignment between the X-ray tube and detector occupied system components. The result is quick, accurate centering without the extra time and effort needed to make manual adjustments.



Auto-Collimation

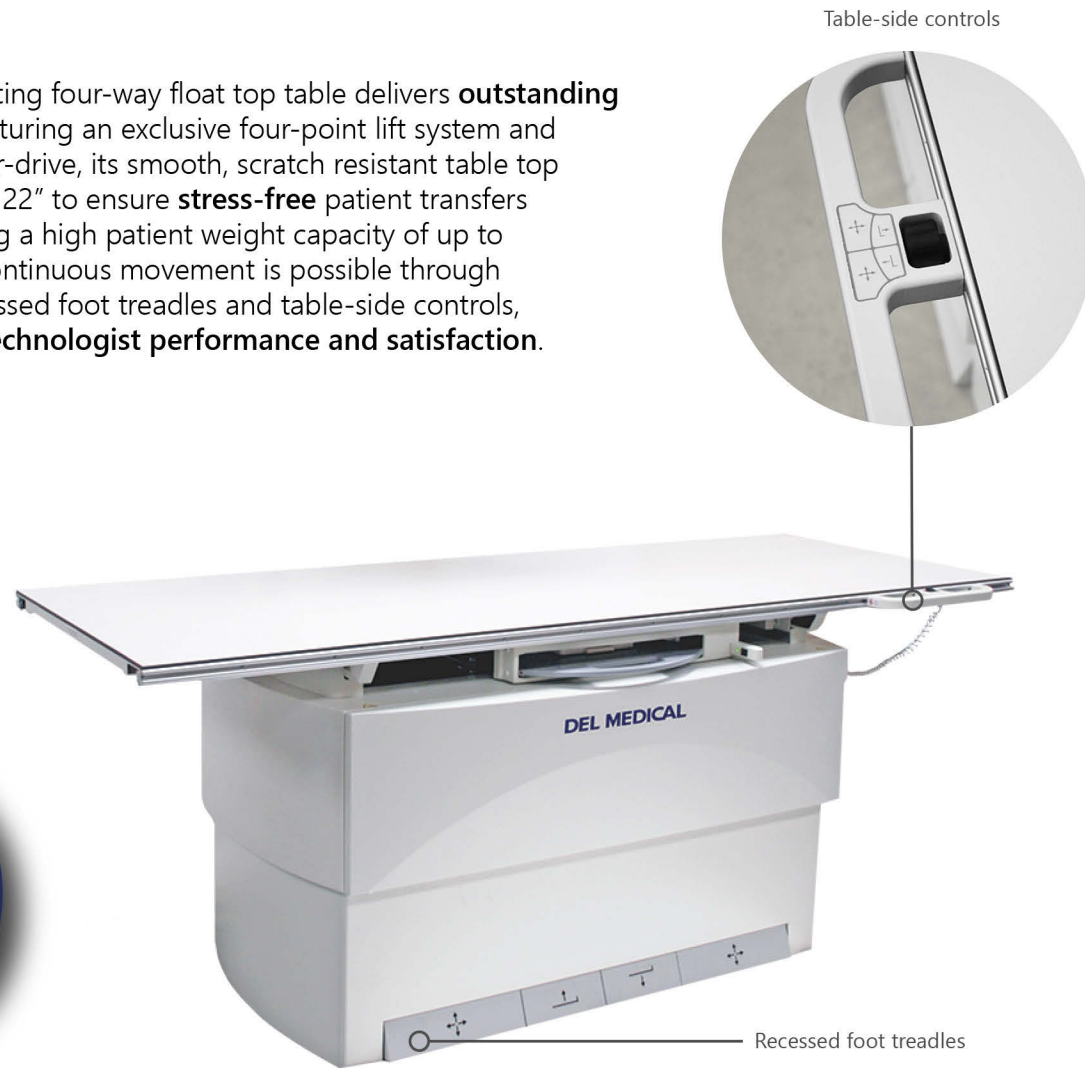
Accelerates patient positioning and reduces radiation exposure by automatically selecting the proper field-of-view for each body part, achieved through DelWorks EDR acquisition software's pre-programmed APR settings.

Designed for performance, built for longevity

EV800 Table

The durable EV800 elevating four-way float top table delivers **outstanding safety and usability**. Featuring an exclusive four-point lift system and exceptionally quiet motor-drive, its smooth, scratch resistant table top lowers to a height of just 22" to ensure **stress-free** patient transfers and adjustments. Offering a high patient weight capacity of up to 800lbs (363 kg), stable continuous movement is possible through conveniently placed recessed foot treadles and table-side controls, suitable for **increasing technologist performance and satisfaction**.

800 lbs.
Weight Capacity



VS300 Wall Stand

The reliable VS300 wall stand utilizes electromagnetic 'fail safe' locks to maintain operator **confidence throughout the imaging procedure**. Full receptor movement to the floor, patient-side handgrips and optional overhead handgrips promote efficient upright exams without putting unnecessary strain on the patient.


Ergonomically designed swivel handgrip conveniently permits relaxed vertical travel by angling with the operator's wrist as the image receptor is raised or lowered.



Receptor lowers to the floor offering a full range of upright weight bearing procedures

Rotating Tray Cabinet (optional)

The easy to use rotating tray cabinet enables manual rotation of the DR detector for use inside all Del manufactured tables and wall stands. Stable one-handed operation supports fast portrait-to-landscape positioning without ever removing the detector from the tray. Fully extended steel slides activate locking mechanisms to assure detector protection when loading and unloading. Designed to accommodate a wide array of ISO 14 x 17" cassette-sized detectors.



Experience outstanding image quality and reduced patient dose

DELWORKS Workstation

The DELWORKS Workstation with Symphony Image Processing features a **hassle-free, single console workflow** designed to simplify every step of the examination procedure, including:

- Anatomical Programming
- Advanced image processing and algorithms
- QA and post processing of acquired images
- Network Connectivity for patient selection
- DICOM Connectivity (store, print, MPPS, MWL)
- Image Stitching (optional)


Fast image preview times, advanced image enhancement capabilities and generator control options all from a large format LED touchscreen display.



DELWORKS EDR

E-Series DR systems offer a variety of premium detector options that provide **brilliant, low dose imaging** through the use of Cesium Iodide (CsI) scintillators. Available in 14 x 17" wireless, 24 x 30cm wireless and 17 x 17" large format fixed; the E-Series delivers a wide range of flexibility.

Designed to allow full integration to the DELWORKS Workstation, enabling continuous system connectivity and up-to-the-second detector information. Readily configurable for single, dual or multi-detector applications to accommodate the needs of **any medical imaging environment**.



Improved clinical workflow efficiency

DELWORKS PatientSide Software Upgrade

DELWORKS PatientSide is a powerful software upgrade developed to streamline the radiographic process, enhance patient care and maximize throughput. PatientSide extends the functionality of the DELWORKS DR software to the tube-mounted touchscreen interface providing access to preprogrammed APR's, patient positioning guide and first up image preview.

Never leave the patient

By substantially reducing the need to walk back-and-forth between the patient and technologist control area, PatientSide allows technologists to comfort patients during each phase of the imaging process, greatly improving patient care and well-being.

Easily accept or reject exposed images in seconds!

